

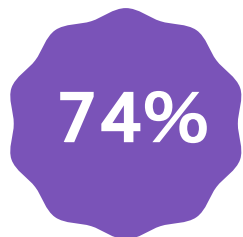
Early Childhood Education in Marin

THE REALITIES OF EDUCATING A YOUNG CHILD

www.marinpromise.org

May 2019

www.westmarinfund.org



74% of children in Marin under the age of six have both parents working (compared to a statewide average of 63%).



The average cost for preschool is 39% higher in Marin than the statewide average.



The median family income in Marin (\$118K) far exceeds the state-designated income level to receive subsidized child care (\$63K), but is \$31K less than the annual income necessary to cover basic living expenses in Marin (\$149K).

CHILD CARE SUPPLY & DEMAND

SUPPLY



The overall supply of child care openings in Marin county declined by 7% between 2014-17. Contractors are increasingly unable to staff available classrooms due to a teacher shortage in Marin.

DEMAND



Child care openings are not available to 46% of all infants and toddlers with working parents in Marin, regardless of income level.

Among infant and toddlers in families who qualify for state-subsidized child care, over 60% are not receiving full-time child care.

EARLY CHILDHOOD EDUCATION WORKFORCE



Many child care providers struggle to cover the cost of living with current wages. Teachers earn between \$17 - \$25 per hour, while assistant teachers earn \$14 per hour.

Most licensed child care centers experience high degrees of turnover.

Publicly funded centers experience a higher turnover rate than privately funded centers.



Early Childhood Education in Marin

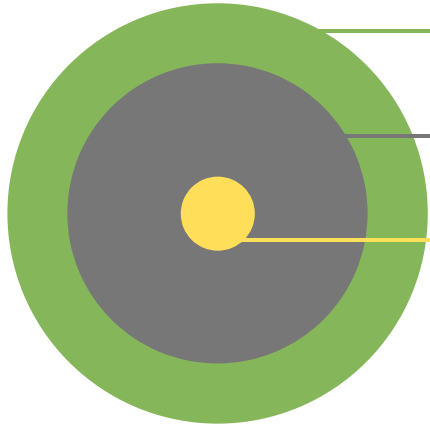
FOCUS ON WEST MARIN

www.marinpromise.org

May 2019

www.westmarinfund.org

0-5 YR OLDS BORN 2014-18¹



11,244
Children, ages 0-5, born in Marin, of which 72 born in West Marin

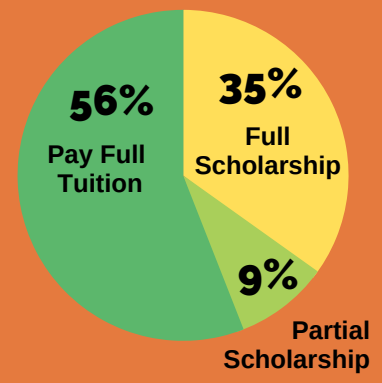
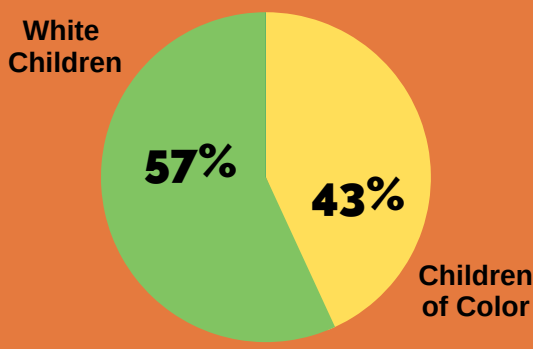
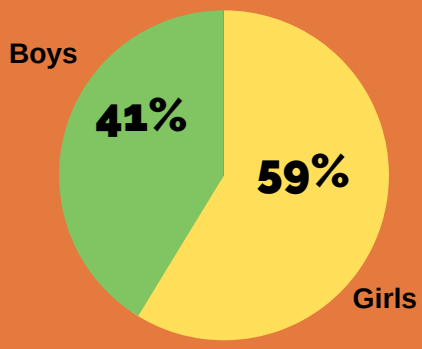
2,683
Children of Color, ages 0-5, born in Marin

55
Children of Color, ages 0-5, born in West Marin

¹: Marin County's Department of Health and Human Services, Vital Statistics. These figures are calculated by adding the total number of recorded births (by address of residence, not hospital born in) between 2014-18.

PRESCHOOLERS IN WEST MARIN²

109 total children enrolled in West Marin Preschool Programs




\$0 - \$400

Fees for 1 week of preschool tuition in West Marin

28%

Percentage of West Marin preschoolers that do not speak English

of Weeks a Year that 5 West Marin Preschools are Open



²: Data in this section sourced from Papermill Creek, Shoreline Acres, Bolinas Children's Center, Stinson Beach School, and Huckleberry Preschool, 2019

KINDERGARTEN READINESS IN WEST MARIN

At the beginning of the 2018-19 school year, 977 children in Marin County were screened for kindergarten readiness using the KSEP tool. Of these, 50% were assessed as ready; 34% were recommended for quarterly monitoring; 14% needed monthly monitoring; and 2% needed immediate intervention.

West Marin saw comparable results. Of the 27 children going to kindergarten in Inverness and Tomales, 52% were considered ready for kindergarten, 30% needed quarterly monitoring and 18% needed monthly monitoring. Of the kindergarteners screened, 18 were kids of color and 9 were white.